

ACUHORN

125

ACUHORN

OWNER'S MANUAL
ENGLISH

CONTENTS

ABOUT THE LOUDSPEAKERS
GENUINE SOLUTION
TSR200 NEODYMIUM DRIVER
UNPACKING
MAINTENANCE
POSITIONING
ROOM ACOUSTICS
CONNECTING
TECHNICAL SPECIFICATIONS
TECHNICAL SUPPORT
GUARANTEE AND SERVICE



ACUHORN N 125

THE LOUDSPEAKERS DESIGNED FOR MODERN MUSIC, WITH PERFECT MUSICALITY AND STEREOPHONY. THE SINGLE SOURCE OF SOUND TRANSPORTS INDIVIDUAL MUSICAL EFFECTS INTO PRECISE PHYSICAL LOCATIONS. THIS HI-FI GEAR OFFERS YOU FORWARD CLEAR INFORMATION WITH SWIFTESS OF REACTION. THE DRIVER WITH A DIAPHRAGM WITH LARGE SURFACE EASILY TRANSMITS THE LOWEST FREQUENCIES - FULL, DIVERSE AND DYNAMIC. POSITION THE LOUDSPEAKERS FAR FROM A LISTENER AND CLOSER AND PARALLEL TO EACH OTHER FOR SPATIAL TO THE SIDES SOUND RENDERING THICK, SATIATED BASS. MODERN MUSIC HAS A STRONG BASS BASE WHICH PROVIDES IT WITH A PROPER SENSE.

ACUHORRN

ACUHORRN NERO 125 IMPROVED AUDIO OWNER'S MANUAL ENGLISH

GENUINE SOLUTION

ACUHORRN LOUDSPEAKERS INTRODUCED A NEW STANDARD OF SOUNDSTAGE PRESENTATION. OUR MANUFACTURE DEVELOPED A GENUINE SOLUTION OF SOUND PROCESSING. AN ACOUSTIC WAVE IS DIVIDED WITH A UNIQUE METHOD PROVIDING A TOTAL PHASE CONFORMITY SO THAT REPRODUCTION OF THE ORIGINAL RECORDING BECOMES PRECISE AND CLEAR. BY APPLYING A FULL WOODEN JACKET WITH ALTERNATING ACTIVE AND OPPOSITE SIDES OF WOOD STRUCTURE ELEMENTS WE DEvised A PROPER MUSICAL INSTRUMENT. ACUHORRN SERIES PROJECT FEATURES A HOLOGRAPHIC SPACIOUSNESS OF SOUND WITH A GRASP OF DYNAMICS AND SUGGESTIVE SOUND REPRODUCTION UNMET BEFORE.

TSR200 NEODYMIUM DRIVER

APPLICATION OF AUDIOPHILE SOLUTIONS. SOLID CUT ALUMINIUM ANODIZED BODY AS STABILITY HEAVY MAT FOUNDATION. SPECIAL CUT OF A PROFILE OF AN ENGINE TRANSPORTING THE POWER OF MAGNETIC STREAMING, MINIMIZING THE LOSSES OF DISPERSION ON AN AIR GAP JUMP. IMPROVEMENT OF ELECTRIC EFFICIENCY OF A VOICE COIL, THE BEST DENSITY OF NEODYMIUM MAGNET SELECTED, AND NEW PREPARATION OF PAPER MEMBRANES. APPLICATION OF THE BEST SILVER-GOLD CABLE SILTECH G6 FOR THE MAXIMUM CLEAR AUDIOPATH, MANY TECH DETAILS SUMMING UP INTO AN OVERALL RESULT.

CUT ALUMINIUM FULL HEAVY BODY 1,6 KG
NEODYMIUM HIGH REMANENCE 14,5 BR
PURE PAPER LIGHT MEMBRANE 4GR
PRECISION CUT ARMCO IRON ENGINE PROFILE
AIR GAP SHORT STREAMING JUMP 1,0 MM
VOICE COIL THIN WIRE DIAMETER 220 MICRON
CLEAR SILVER-GOLD CABLES SILTECH G6

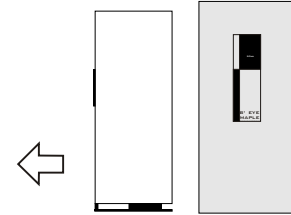


UNPACKING

IMPORTANT SAFETY INFORMATION

CAUTION 125s HAVE ONE DRIVER PER ENCLOSURE, IN FRONT

- 1 OPEN THE BOX HORIZONTALLY
- 2 POSITION THE BOX VERTICALLY WITH THE ALUMINIUM BASE ON THE BOTTOM
- 3 TAKE OUT SIDE CARDBOARD PANELS, FOR CONVENIENT RELEASE
- 4 HOLD THE LOUDSPEAKERS AND PULL OUT
- 5 SLIDE OUT THE LOUDSPEAKERS ON THEIR BASES, VERTICALLY
- 6 THE POSITIONING IS WITH THE OUTLET TO THE BACK
- 7 THE LOUDSPEAKERS STAND POSITIONED PARALLELLY TO EACH OTHER
- 8 IN THE BASE THERE ARE M8 THREADS TO LEVEL THEM



MAINTENANCE

125s ARE FINISHED IN NATURAL VENEER, IN THE PACKAGE THERE ARE WHITE COTTON GLOVES TO HANDLE THEM

PLEASE USE SOFT AND CLEAN CLOTH TO CLEAN FROM DUST AND FINGERPRINTS

DO NOT USE DOMESTIC CLEANING PRODUCTS BECAUSE SOME MAY DAMAGE THE VENEER

DUST FROM DRIVER'S DIAPHRAGMS SHOULD BE REMOVED CAREFULLY WITH A SOFT BRUSH

YOU MUST NOT CLEAN DRIVER'S DIAPHRAGMS WITH ANY CLEANING AGENTS

WHEN NOT LISTENING TO THE LOUDSPEAKERS ALWAYS COVER THE DRIVERS WITH PROVIDED CARDBOARD SHIELDS FOR PROTECTION AGAINST CURIOSITY TOUCH AND ACCIDENTAL DAMAGE

CAUTION DRIVERS ARE SCREWED IN IN A VERY DELICATE MANNER. DO NOT TOUCH THEM, DO NOT PUSH THEM

PLEASE KEEP THE LOUDSPEAKERS IN DRY ROOMS, AVOID EXCESSIVE HUMIDITY AS IT MAY DAMAGE THE DRIVERS

YOU RECEIVE FRESH LOUDSPEAKERS WITH NOT BROKEN IN DRIVERS (USUALLY THEY NEED 100 HRS)

THEY CANNOT BE PLAYED SO LOUD AS ONE WANTS - THEY ARE DESIGNED FOR A DOMESTIC USE

THE VOLUME OF THE LOUDSPEAKERS SHOULD BE ADJUSTED TO THE VOLUME OF LIVE ACOUSTIC MUSIC, NOT LOUDER

BLACK ALUMINIUM ELEMENTS OF THE BASE ARE ANODIZED, DO NOT USE SHARP TOOLS WHILE LEVELLING NOT TO DAMAGE THEM

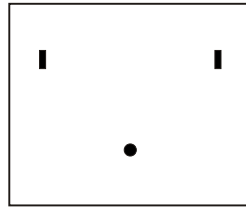
PLEASE LEVEL THE LOUDSPEAKERS WITH THICK BASE SCREWS NOT WHEN STANDING UPRIGHT, BUT SLIGHTLY OFF BALANCE

POSITIONING

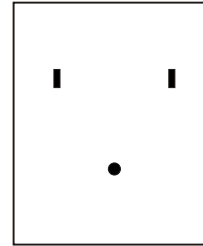
WE RECOMMEND ACUHORRN NERO125 TO BE UNPACKED, ASSEMBLED, POSITIONED AND LEVELLED WHILE CONSULTING OUR DEALERS. TO ENJOY THE BEST OF ACOUSTIC ASPECTS OF ACUHORRN LOUDSPEAKERS ALWAYS TAKE CARE OF CAREFUL ASSEMBLY AND LEVELLING. YOUR ATTEMPTS WITH MOVING THE LOUDSPEAKERS ABOUT IN A LISTENING ROOM WILL ALWAYS BE REWARDED WITH DISCOVERING FULLNESS OF THE SOUNDSTAGE.

ACUHORRN NERO125 LOUDSPEAKERS SHOULD BE PLACED "IN THE MIDDLE" OF THE ROOM, THEY ARE NOT CORNER TYPE. PREFERABLY, APPROX. 0,6 METER FROM SIDE WALLS, 0,9 METER FROM A BACK WALL, DISTANCED 2,8 METER FROM EACH OTHER, IN A LINE AND PARALLEL, WITHOUT TOEING THEM IN. A LISTENER OUGHT TO BE DISTANCED MINIMUM 3,0 METER FROM THE LINE OF THE LOUDSPEAKERS AND AT LEAST 1,1 METER FROM THE BACK WALL.

YOU ARE DEALING WITH SINGLE DRIVER LOUDSPEAKERS OPERATING FORWARDS. SETTING THE LOUDSPEAKERS AS FAR APART AS POSSIBLE TO KEEP THEM FREE STANDING STILL, THE EFFECT OF GRASPING THE SOUNDSTAGE WILL INCREASE THANKS TO ACUHORRN SOLUTION OF PHASE CORRECTION. THE SCENE WILL FOCUS DEEP BEHIND THE LOUDSPEAKERS.



ALTERNATIVE POSITIONING



CLASSIC POSITIONING

ROOM ACOUSTICS

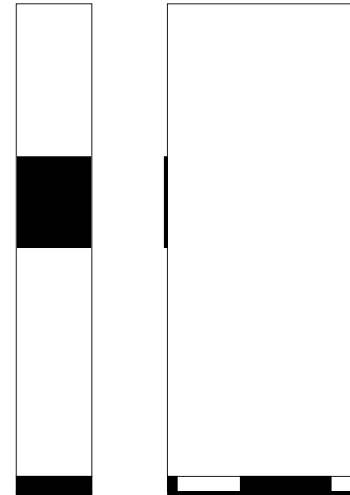
TO RESULT IN THE BEST PERFORMANCE IT IS INDISPENSABLE TO ADJUST THE ROOM ACOUSTICS. AFTER CONNECTING THE LOUDSPEAKERS YOU MAY EXPECT POSSIBLE DUMPING ALTERNATIONS. WHEN THE SOUND SEEMS TOO BRIGHT IT MAY BE USEFUL TO ADD PROFESSIONAL SOUND CORRECTION ELEMENTS OR CARPETS, CURTAINS AND SOFAS, ETC.. USUALLY IT DOES NOT HAPPEN TO HAVE TOO DAMPED LISTENING ROOM. PLEASE PAY ATTENTION ALSO TO BREAKING LARGE FLAT SURFACES, LIKE WALLS, CEILING AND WINDOWS. THEY AFFECT UNFAVOURABLE REFLECTION OF SOUND WAVES WITHOUT DISPERSING. SHOULD YOU CHANGE THE ACOUSTICS OF YOUR ROOM IT MAY BE REQUIRED TO RE-POSITION YOUR LOUDSPEAKERS. FRESH AND NEW LOUDSPEAKERS TAKEN OUT DIRECTLY FROM THE BOX REQUIRE APPROX. 100 HRS TO BREAK IN. IT IS AN APPROPRIATE TIME TO INTRODUCE ACOUSTICS ADJUSTMENTS.

CONNECTING

BEFORE MAKING ANY CONNECTIONS, SWITCH OFF ALL ELEMENTS OF THE AUDIO SYSTEM FROM THE MAINS. ACUHORN NERO 1 25 ARE LOUDSPEAKERS APPLYING ONE PAIR TERMINAL NEXTGEN WBT-0710 AG FOR SINGLE-WIRE CONNECTIONS. THE BINDING POSTS ARE PLACED IN THE BOTTOM BASE. THEY CAN BE USED AS SOCKETS FOR THE CONNECTION OF 4MM BANANA PLUGS OR CAN BE USED AS BINDING POSTS FOR THE CONNECTION OF BARE WIRES OR SPADE-TERMINATED CABLES. THE BARE WIRES AND SPADE-TERMINATED CABLES ARE INSERTED FROM THE LEFT AND RIGHT SIDE OF BINDING POSTS RESPECTIVELY. IMPEDANCE OF THE LOUDSPEAKERS IS 4 OHM. THE LOUDSPEAKERS ARE COMPATIBLE WITH 8 OHM OUTPUTS IN SOLID STATE AMPLIFIERS. WHEN AMPLIFIERS ARE EQUIPPED WITH 2,4,8 OHM OUTPUTS PLEASE TEST THE BEST ADJUSTMENT OF AN AMPLIFIER WITH THE LOUDSPEAKERS. OUR LOUDSPEAKERS ARE HIGH SENSITIVITY 96 DB. THEY ARE NATURALLY DEDICATED TO LOW POWER TUBE AMPLIFIERS. THEY RESULT IN GREAT SOUNDING SETUP WITH HIGH 200W SOLID STATE MONO POWER AMPLIFICATION. ACUHORN RECOMMENDS REFERENCE LOUDSPEAKER'S CABLES AND CLEANING FLUID FOR CLEAR CONTACT OF TERMINALS AND CABLE FOR HIGH SOUND QUALITY.

TECHNICAL SPECIFICATIONS

ACUHORN NERO 1 25 IMPROVED AUDIO
 FLOORSTANDING LOUDSPEAKERS
 WOODEN TWO ACOUSTIC CHAMBERS TYPE
 SOLID CONSTRUCTION 2,5 MILIMETER PRESSED SHEETS
 DOUBLE DRIVER ACUHORN TSR200
 CNC CUT ALUMINIUM DRIVER BODY
 NEODYMIUM ENGINE PRECISION CUT PROFILE
 HIGH REMANENCE NEODYMIUM MAGNET 14,5 BR
 AIR GAP SHORT STREAMING JUMP 1,0 MM
 NOMINAL IMPEDANCE 4 OHM
 DC-RESISTANCE OF VOICE COIL 4 OHM
 SENSITIVITY 96 DB
 INTERNAL SILVER CABLE SILTECH G6 SERIES
 AIR-TEFLON TUNNEL OF CABLES
 TERMINAL SILVER WBT 0710 AG
 ALUMINIUM BLACK ANODIZED BASES 20 X 47 CM
 SPIKES FOR LEVEL M8 THREADS
 HOLES IN BASES FOR FIXING TO THE FLOOR 18 X 42CM
 WEIGHT 30 KG PIECE
 DIMENSIONS W 20 X D 50 X H 125 CM



TECHNICAL SUPPORT

FOR TECHNICAL SUPPORT, PRODUCT QUERIES AND INFORMATION PLEASE CONTACT A LOCAL DEALER DIRECTLY, LOOK UP THE ACUHORN WEB SITE FOR DETAILS.

ACUHORN
KARTUSKA 245
GDANSK 80-125
POLAND
PHONE 0048 601 622 528
WWW.ACUHORN.PL
EMAIL: INFO@ACUHORN.PL



GUARANTEE AND SERVICE

THE LOUDSPEAKERS ARE COVERED WITH A GUARANTEE IN ACCORDANCE WITH THE COUNTRY OF PURCHASE. ACUHORN WILL REPLACE ANY ELEMENTS THAT FAILED DUE TO THEIR MANUFACTURER'S FAULT. WITH ALL QUERIES PLEASE INQUIRE WITH YOUR DEALER. CAUTION SELF-DISASSEMBLING, CHANGES AND REPAIRS OR UNAUTHORISED SERVICE VOID THE MANUFACTURER'S GUARANTEE. IN OUR PRODUCTS THERE ARE NO PARTS THAT MAY BE SELF-SERVICED. IN CASE OF INQUIRIES PLEASE CONTACT YOUR DEALER.

ACUHORN

ACUHORN NERO 125 IMPROVED AUDIO OWNER'S MANUAL ENGLISH

ACUHORN

ACUHORN

KARTUSKA 245

GDANSK 80-125

POLAND

PHONE 0048 601 622 528

WWW.ACUHORN.PL

EMAIL: INFO@ACUHORN.PL