

ACUHORN



M4

ACUHORN

OWNER'S MANUAL
ENGLISH

M4

STEREO AUDIOPHILE POWER AMPLIFIER 6C33C TUBE, SINGLE ENDED, CLASS A

ACUHORN AMPLIFIERS INVITE YOU TO HIGH PRECISION PRESENTATION OF MUSIC, WITH MULTITUDE OF DETAILS FINE SOUNDSTAGE POSITIONING. THE AMPLIFIERS 6C33C TUBES FAMOUS FOR THEIR NEUTRALITY AND POWER. THEY ARE SUPPLIED WITH ULTRA SPEED DC-DC CONVERTERS WORKING AT 2MHZ. MODERN EXECUTION ALUMINUM BODY, BEAUTY WATCH AND EASY TO USE. EACH OF TUBES WORKS INDEPENDENTLY. NOT MATTER WHICH TUBES ARE REMOVED. IF YOU USING ONLY ONE TUBE. YOU CAN PUT TUBE IN ANY SOCKET.

GENERAL SAFETY INSTRUCTIONS

DO NOT USE THE AMPLIFIER NEAR PRESENCE OF CHILDREN.
THREATENS TO BURN YOUR HANDS, VERY CAREFUL NOT TO TOUCH THE HOT TUBE.
BEFORE REMOVING THE TUBES MAKE SURE ARE COLD.
DO NOT DEFEAT THE SAFETY PURPOSE OF THE GROUNDING TYPE PLUG AND SOCKET.
DO NOT INSTALL NEAR ANY HEAT SOURCES THAT PRODUCE HEAT (INCLUDING AMPLIFIERS).
DO NOT BLOCK ANY VENTILATION OPENINGS.
UNPLUG AMPLIFIER WHEN UNUSED WITHOUT DELAY, THERE IS NO STANDBY MODE.
THE APPARATUS HAS BEEN DESIGNED FOR USE IN MODERATE CLIMATES.
REFER ALL SERVICING TO QUALIFIED SERVICE PERSONNEL.
TO REDUCE THE RISK OF ELECTRIC SHOCK DO NOT REMOVE THE COVER.
DISCONNECT SUPPLY CORD BEFORE CHANGING FUSE AND TUBES.



RESISTANCE TO TEMPERATURE

YOU MUST NOT TAKE OUT TUBES DURING WORK – IT MAY RESULT IN BURNING ONESELF.

THE AMPLIFIER WARMS UP SUBSTANTIALLY DURING WORK BECAUSE OF CLASS-A OPERATION MODE.

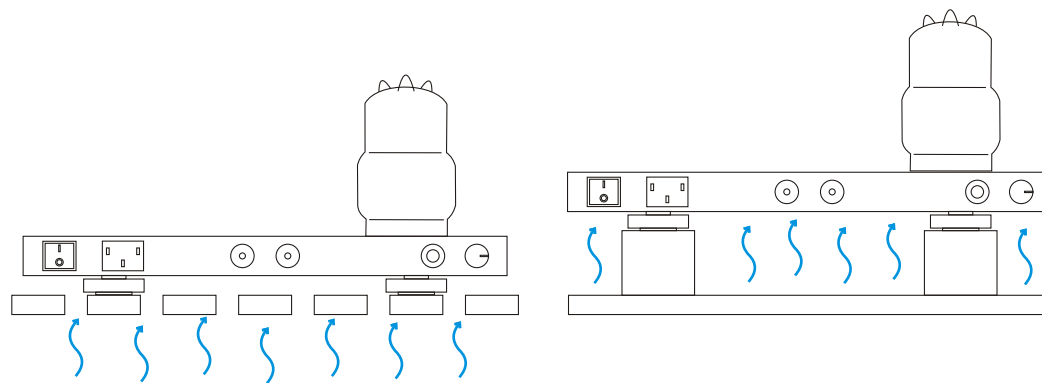
IT IS IMPORTANT TO MAINTAIN A LOW TEMPERATURE BY AIR CIRCULATION UNDER ITS BOTTOM

IT IS RECOMMENDED TO LOCATE THE AMPLIFIER IN COOL - AIRY SPOT,

PLACE FAR FROM ACCIDENTAL REACH TO AVOID RANDOM TOUCH AND BURN.

THE SHELVES, WITH ITS BOTTOM LIFTED ON STANDS TO ENABLE AIR CIRCULATION UNDER ITS BOTTOM.

AFTER FINISHING THE WORK, THE AMPLIFIER IS SWITCHED OFF WITH THE SWITCH AND LEFT TO COOL.



neutral range of living room temperature
up 18°C / 64°F to 22°C / 71.6°F

CONNECTING

NECESSARY IS AC POWER PLUGS MUST BE CONNECTED TO THE EARTH (GROUND).

EACH AMPLIFIER UNIT IS RECOMMENDED TO CONNECT TO AC POWER SOCKETS OF INDEPENDENT THREE-PHASE ELECTRIC POWER.

IT CONNECTS WITH A MAINS SUPPLY VOLTAGE IN AUTORANGING 90 - 265 VAC @50/60 HZ.

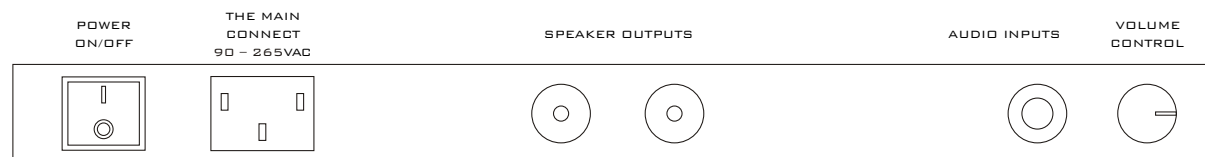
AMPLIFIER IS READY FOR WORK AFTER INSERTING TUBES 6C33C IN THEIR SOCKETS.

TO DRIVE THE FULL POWER NEED INPUT VOLTAGE 2.0 V RMS TO CONNECT ANALOGUE TYPES RCA PHONO FRONT THE INPUT AUDIO SIGNAL IS 21 POSITIONS STEPPED ATTENUATOR FOR VOLUME CONTROL.

SPEAKERS TO CONNECT TO THE BINDING POST BEFORE RUNNING POWER. DISCONNECT THE SPEAKERS WHEN THE POWER IS TURNED OFF.

THE MAIN RED BUTTON SWITCHES IT ON.

AMPLIFIER READY IS AFTER 120S, TO FULLY WARM THE TUBES SEVERAL MINUTES ARE REQUIRED.



TECHNICAL SPECIFICATIONS

ACUHORN MONOBLOCK TUBE AMPLIFIER M4

INPUT VOLTAGE MAINS AUTORANGING 90 - 265 VAC @ 50/60 HZ

MAXIMUM INPUT POWER 230 W PIECE

OUTPUT TRANSFORMERLESS TYPE

POWER TUBES 6C33C

DRIVER TUBE 5718 TUNG-SOL

VOLUME CONTROL

OUTPUT POWER TUBE 20W

WEIGHT 3,6 KG PIECE

DIMENSIONS W 320 X D 460 X H 26 MM

PARTS OF THE STRUCTURE

POWER TUBES 6C33C FOUR PER CHANNEL

DRIVER TUBE 5718 TUNG-SOL

VICOR MODULES DC-DC CONVERTERS

MURATA Y2 CAPACITORS

NIPPON CHEMI-COM LXZ LXV KXG 105C

21 STEPPED ATTENUATOR SMD RESISTOR

POWER FILM RESISTORS CADDOCK MP930

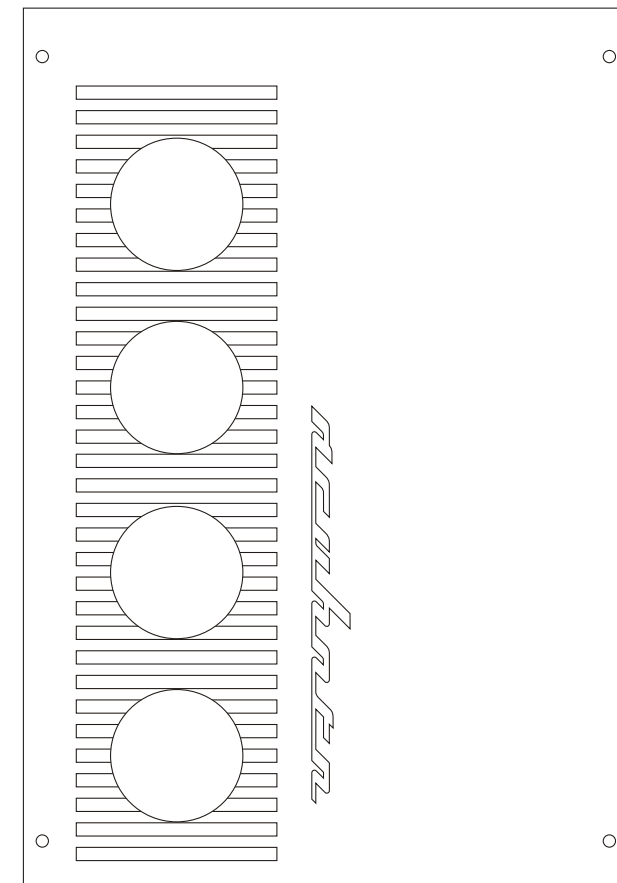
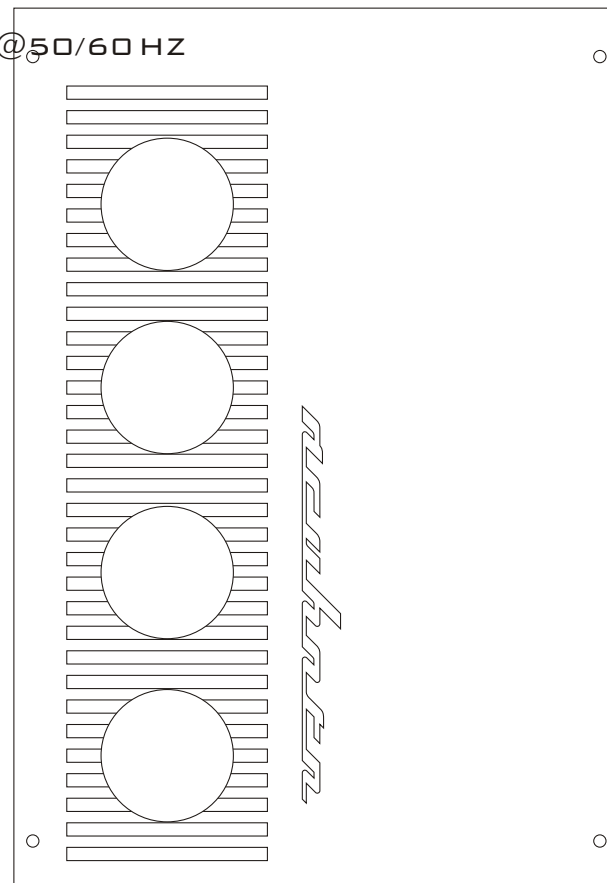
INPUT AND OUTPUT CONNECTORS RHODIUM

ARCOLECTRIC ROCKER SWITCHES COPPER-SILVER

VISHAY KBUBG BRIDGE RECTIFIERS

SCHURTER 10A/250V AC MAINS INPUT

AUDIO PATH SOLID CORE COPPER



ACUHORN

WOJCIECH UNTERSCHUETZ

KARTUSKA 245

GDANSK 80-125

POLAND

PHONE 0048 604 610 138

WWW.ACUHORN.PL

EMAIL: INFO@ACUHORN.PL